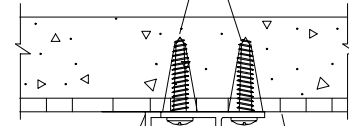


#12 X 2" SCREWS
WITH ANCHOR PLUGS



PANEL "L" BRACKET

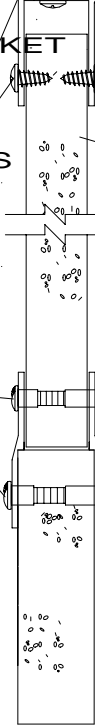
FINISH WA

#14 X 1/2" SCREWS

PANEL

ALCOVE OFFS
BRACKETS

SEX BOLTS



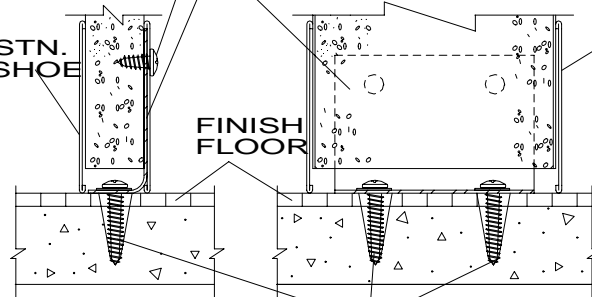
#304 STN. STL. SHOE

#14 X 1/2" SCREW

ADJUSTABLE FLOOR PLATE

#304 STN.
STL. SHOE

FINISH
FLOOR



#12 X 1 1/2" SCREWS
WITH ANCHOR PLUGS

FSH-4 PL URINAL SCREE

**ROCKVILLE
PARTITIONS
INCORPORATED**